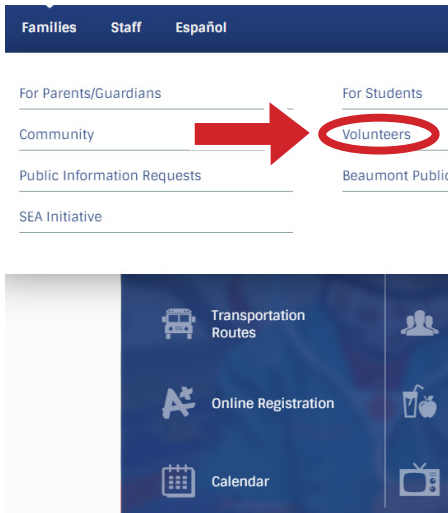


Step 1

Visit www.bmtisd.com and click on Families then Volunteers.



Step 2

Click the Volunteer Application link to register for AppGarden.

Volunteers



To volunteer in BISD or represent as a business/community partner you must have a background check on file with the district. To fill out an application, click the link below.

For returning volunteers, applications must be completed each calendar year. For new volunteers, applications must be completed each calendar year starting on October 1, 2018, your volunteer application is current through October 31, 2019.

To renew, you will receive an email from App-Garden 30 days prior to your expiration date. If you do not receive an email, you will be directed to go into App-Garden and say "Yes" that you go in and say that you want to renew until you receive an "Expired" email.

[Click here](#) for a short video on how to register with the online system.

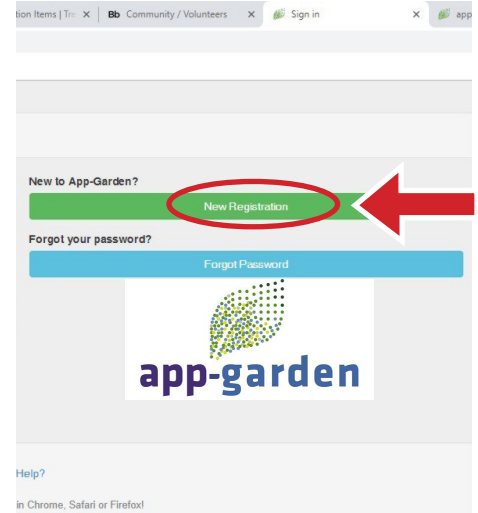
[En Español](#)

[Volunteer Application](#)

An online volunteer application form takes approximately five minutes and

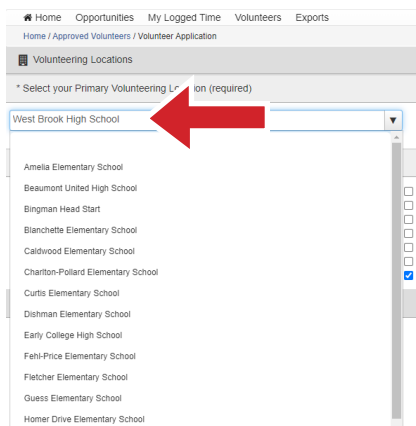
Step 3

Click here to register.



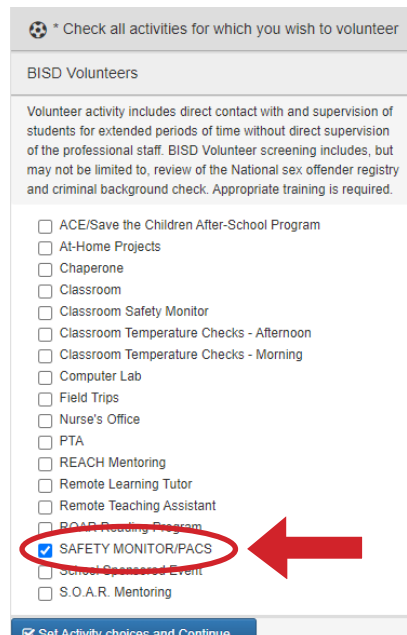
Step 4

After entering your contact information, select your Primary Volunteering Location



Step 5

For the PACS program, indicate SAFETY MONITOR/PACS



Once your application has been approved and the COVID Safety Review acknowledged, your account will be activated and you may begin volunteering.